

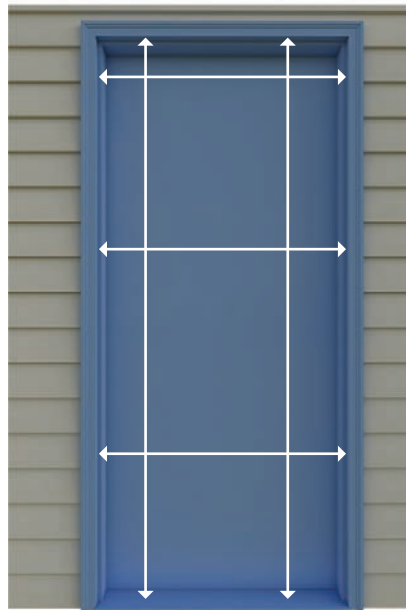
# Milano 100 Single Panel Door Screens

## MEASURING GUIDE



### MEASURING A TYPICAL HINGED DOOR FOR THE NET SCREEN OPENING DIMENSIONS

Determine the "NET SCREEN OPENING DIMENSION" (width x height) as measured from where the outside most edges of the retractable screen will rest. Screens are then made to fit these dimensions. **The Screen Cassette will be installed on the hinged side of the door frame.**



### INSTALLATION TYPE

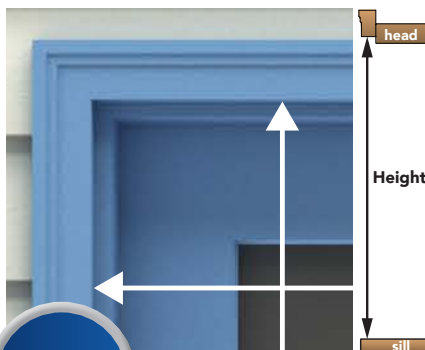
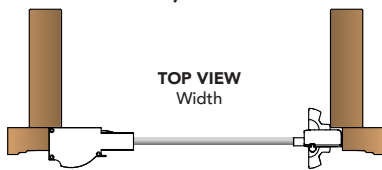
- OPTION A** Inside the Frame
- OPTION B** Fully Inside the Frame
- OPTION C** Outside the Frame

### RECORD MEASUREMENTS


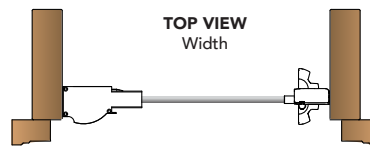
W \_\_\_\_\_

H \_\_\_\_\_

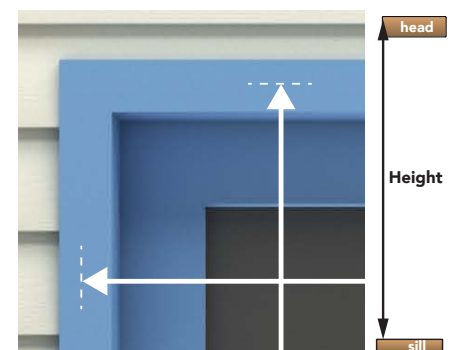
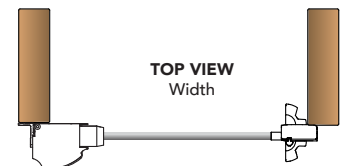
#### OPTION A (Recommended) INSIDE THE FRAME INSTALLATION (Recess Mounted) at the Brick Mold



#### OPTION B INSIDE THE FRAME INSTALLATION Fully Inside the Master Frame



#### OPTION C OUTSIDE THE FRAME INSTALLATION (Surface Mounted)



For sliding patio doors, terrace doors and other openings, please contact us for additional guidance.